

## SOLUTION NOTE

# UNPRECEDENTED VISIBILITY FOR NETWORK MANAGEMENT WITH INFOBLOX NETWORK INSIGHT

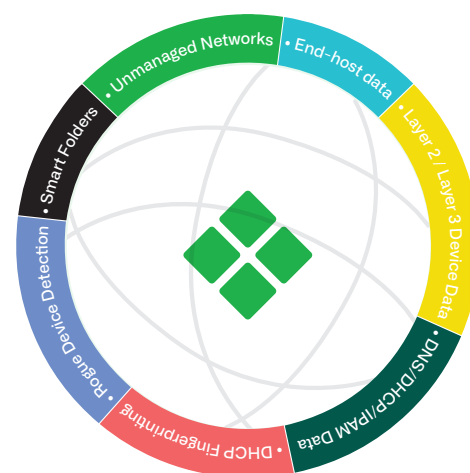
## PRODUCT SUMMARY

Infoblox Network Insight delivers actionable network intelligence by integrating DNS, DHCP, and IPAM data with network infrastructure data—providing unprecedented visibility across the entire network.

It automates the collection of information on all layer-2 and layer-3 devices connected to the network, enabling network administrators to easily gather, correlate, and view network data to increase agility, reduce risk, and lower costs.

Network engineers, administrators, and architects are flooded with data and information in a myriad of logs, reports, alerts, and anecdotal notes. They have to quickly prioritize day-to-day issues and perform a variety of operational tasks, along with trouble-shooting both reported and suspected problems—all in the face of dynamic scaling supporting a wide range of services. These jobs are further complicated by disparate, sometimes conflicting data because operational silos each have their own set of tools for collecting and analyzing data and using it to plan execution.

To address these challenges, Infoblox Network Insight delivers actionable network intelligence by integrating Domain Name System (DNS), Dynamic Host Configuration Protocol (DHCP), and IP address management (IPAM) data with network infrastructure data—providing unprecedented visibility across the entire network. Network administrators can easily gather information, analyze it, and take the appropriate actions to better manage their networks and deliver network services. Network Insight also improves security, reduces service interruption risk, and breaks down operational silos in IT.



## GATHER. ANALYZE. TAKE ACTION!

### Gather the Right Information

Network Insight automates the gathering of information on all layer-2 and layer-3 devices—such as routers, switches, firewalls, and load balancers—connected to the network, and it can be fine-tuned by intervals, schedules, targeted networks, IP ranges, and individual IP addresses. While the task of gathering information is automated, an on-demand mechanism is also readily available. The garnered data contains:

- Network infrastructure device data
- Network infrastructure interface data
- VMware ESX/virtualization data

To ensure that device data is gathered properly, various techniques are used to collect it, including:

- SNMP
- Smart IPv4 subnet ping sweeps
- NetBIOS scanning
- Switch-port data collection
- Port scanning
- Complete ping sweeps
- Auto ARP refresh before switch-port polling

Polling intervals for switch port data collection are user-defined and can be set on a hourly, daily, weekly, or monthly schedule with various parameters such as “hourly polling started 10 minutes after the hour,” or “every 2 days.” Network teams can use this flexible scheduling mechanism to optimize data collection around their specific needs as well as to control bandwidth usage during peak service times.

IPAM data, along with real-time DNS and DHCP data, is integrated with infrastructure device data and presented in Network Insight. In today’s market some products collect device data and other products provide IPAM, DNS, and DHCP data; Infoblox Network Insight does both, creating intelligent IPAM data and integrated workflows in a single GUI.

## Analyze: Better Data Means Better Decisions.

Network Insight’s graphical user interface (GUI) with easy-to-use navigation across integrated data enables network administrators to quickly draw conclusions about network issues and tasks. Networks, devices, and end-hosts—currently managed or not—are visible within the Network Insight GUI. Port administration and operation status information, interface characteristics, trunk status, and assigned virtual local-area networks (VLANs) are all available. End-host (asset) data provides insight to the type of asset, the interface it is connected to, its MAC address, its IP address, and VLANs the asset is assigned.

Cross-sectional data views are accomplished through Smart Folders, which narrow the scope of data presented through filters and logic. More than 50 different filters can be applied in a virtually unlimited number of combinations. The slicing and dicing of the data using Smart Folders provides powerful logic by getting to the core of what network teams monitor and control.

## Take Action!

With the network data logically presented in the GUI and automatically populated within Smart Folders, network professionals can take the necessary actions for the tasks at hand. The integrated data views and workflows deliver the critical business benefits of greater agility, reduced risk, and lowered cost derived through process improvements and the breakdown of operational silos.

IP Address	Name	Device Type	Model	Vendor	Device Version	Location	Description	Discover Now	Managed	Active Use
198.16.16.129	unknown	Power Controller		HP				No	0	
198.16.16.127	unknown	Power Controller		HP				No	0	
13.66.100.1	core-dmz-01	Router		Cytera			vyOS 1.3-rollin...	Yes	0	
198.16.2.254	ios-rtr-disco	Switch-Router	N3M2048TPDSE	Cisco	7.0(3)711		*Not so secret... Cisco NX-OS...	No	0	
198.16.200.30	sw27-primary-a...	Security Manager	IsaVnR9	Cisco			Unknown Cisco Identity S...	No	0	
192.168.1.82	gm1g2	vNIC	ND-V805	Infoblox	8.6.2-49947		Sunnyvale Infoblox ND-V8...	Yes	0	
192.168.1.5	demogm1	vNIC	IB-V825	Infoblox	8.6.2-49947		Santa Clara Infoblox IB-V82...	Yes	0	
198.16.16.122	unknown	Power Controller		HP				No	0	
198.16.2.252	PA-VM	Firewall	PA-VM	PaloAltoNetworks	5.1.0.1		Isolated environ... Palo Alto Netw...	No	0	
198.16.200.15	sw1_switch	Switch	PowerConnect ...	Dell	3.3.3.3		PowerConnect ...	No	0	
198.16.200.20	me-3060-48-p...	Router	WS-C3660X-48...	Cisco	12.2(53)SE2		Cisco IOS Soft...	No	0	
192.168.1.81	gm1g1	vNIC	ND-V805	Infoblox	8.6.2-49947		Santa Clara Infoblox ND-V8...	Yes	0	
192.168.1.10	demogm1	vNIC	IB-V825	Infoblox	8.6.2-49947		Santa Clara Infoblox IB-V82...	Yes	0	
198.16.194.110	PA-3020	Firewall	PA-3020	PaloAltoNetworks	9.1.11-A2		colo Palo Alto Netw...	No	0	
13.66.100.91	unknown	Router						No	0	
192.168.1.25	demogm3	vNIC	IB-V1425	Infoblox	8.3.8		INFO-SC-rbu24 Infoblox IB-V14...	Yes	0	
198.16.200.15	unknown	Switch	PowerConnect ...	Dell	4.9.0.4		PowerConnect ...	No	0	


Figure 1: Network Infrastructure data in the “Devices” tab

## Improved Workflow Experiences

Network Insight reduces the risk, time, and cost associated with specific tasks in several areas.

### 1. Validating Deployment of New Networks and Assets

Networks are no longer static grids of copper, fiber, and hardware. The introduction of the cloud, virtualization, and mobility make today's networks more dynamic than ever. Building networks out and then tearing them down is a common practice for network administrators. Such activities support growing, fast-paced enterprises as they extend their geographical presence into branch offices, create DevOp environments, and support a variety of external users with various needs. Teams that design these networks do so with an number of considerations, including targeted use, capacity, expected network traffic flows, redundancy requirements, and other design parameters. The final deployment can be easily viewed with Network Insight, making it a simple task for network administrators to confirm the deployed network matches the originally architected design.



### 2. Locate and Remediate Potential Security Breaches

It is interesting to note that less than 10 percent of organizations are fully aware of the devices accessing their networks.<sup>1</sup> This lack of visibility is allowing users to personalize their work environments with everything from private printers to home routers. It is also good cover for anyone with more malicious intent to access the network. Clear visibility across the entire network helps improve security and reduce service-interruption risk.

Take, for instance, the enterprise that had on two separate occasions, two branch offices go down with the only symptom being that users in each branch office could not access corporate applications in the HQ data center.

The trouble-shooting for such an issue brought a team of IT professionals together for a full day of comparing their operational siloed data, pointing fingers, and conjecturing—with each team's effort focused on excluding its area of responsibility as the root cause rather than collaborating to resolve the issue.

Ultimately it was determined that the PCs in the branch office all had IP addresses that were not part of the networks defined on the routers serving that office. The PC IP addresses all started with 192.168 rather than the expected 10.10. Ultimately a home router was found plugged in, and it was clear that the router was using its own DHCP to issue IP address leases in the branch office. This issue would be immediately detectable with Network Insight.

...the company learned that attacks on the non-standard and misconfigured wireless network devices resulted in the disclosure of more than forty-five million credit card records... The estimated cost of the resulting cleanup and legal settlements associated with this attack amounted to a quarter of a billion dollars.<sup>2</sup>

### 3. Mergers and Acquisitions and Other Network Expansion Scenarios

When corporations merge through business acquisition, the adoption of another network can be a very difficult task, fraught with IP address-overlap issues, lack of original design documentation, and other information gaps. Without the proper tools and visibility, in some acquisitions, deciphering details and executing a plan to merge the two networks into a single, cohesive one can take more than nine months. Firms that have, on a regular basis, acquired companies and adopted their networks have the luxury of past experience to guide their processes and fine-tune the steps, but even for them, not every situation is the same. For firms that may go through this process only once or twice, there is too much emphasis on getting the job done with little or no time spent on developing a working, efficient process. Network Insight integrates the data collection process and re-assignment process into a single solution set with workflows that enable the untangling and re-introduction of an acquired network—all from a single pane of glass. This integration can turn a nine-month project into a two-week project.



4. Breaking Down Operational Silos in IT

In today’s IT organizations, there are naturally occurring operational silos. These silos exist in response to the level of knowledge that subject-matter experts must have in order to perform the complicated work in their given areas. However, the nature of today’s dynamic network requires cohesiveness across IT services, and that necessitates shared, authoritative data. Operationally there is a “tax” that these silos synthetically impose on the organization. Network Insight can tear down these silos by providing granular, role-based administration so multiple teams can use the same tool and the same integrated data. This means network administrators in charge of IPAM have complete visibility into other teams’ use of assigned IP addresses while the teams themselves have the permissions and ability to manage their own IP range within Network Insight. Collaboration and visibility across teams is a simple yet powerful benefit of Network Insight.



SOLUTION DEPLOYMENT

The Foundation: Infoblox Grid


The Infoblox Grid enables a collection of appliances to perform and be managed as a single, unified system. An Infoblox appliance assigned as the Grid Master pushes global configuration data and updates out to Grid Members, monitors member operations, and synchronizes member changes back into the central database.

Network Insight leverages Infoblox Grid technology to provide flexible deployment options. Whether you use a centralized approach or a distributed architecture, Network Insight ND platforms can be configured to suit your networking strategy.

PLATFORM OPTIONS


Network Insight appliances offer a wide range of models that are designed to deliver enhanced performance, capacity, and availability. They also provide deployment flexibility as physical or virtual appliances.

ND-805



ND-V805

ND-1405



ND-V1405

ND-2205



ND-V2205

ND-4005



ND-V4005

## Infoblox Network Insight Improves Agility While Reducing Risk and Operating Expenses.

Network Insight delivers actionable network intelligence by integrating, in real time, DNS, DHCP, and IPAM data with network infrastructure data to provide unprecedented visibility across your entire network. The collection and correlation of this data enables network administrators to easily gather the necessary information, analyze it, then take the appropriate actions to better manage their networks, validate designs, effectively provision, troubleshoot, and deliver network services. Network Insight improves decision making, reduces security and service interruption risk, and breaks down operational silos in IT.

To learn more go to [www.infoblox.com/NetworkInsight](https://www.infoblox.com/NetworkInsight) or contact [sales@infoblox.com](mailto:sales@infoblox.com).

---

<sup>1</sup> SANS Annual Mobile Security Survey, April 2012

<sup>2</sup> BDNA for Security - Strengthened Security Through Visibility, November 2010



Infoblox unites networking and security to deliver unmatched performance and protection. Trusted by Fortune 100 companies and emerging innovators, we provide real-time visibility and control over who and what connects to your network, so your organization runs faster and stops threats earlier.

**Corporate Headquarters**  
2390 Mission College Blvd, Ste. 501  
Santa Clara, CA 95054

+1.408.986.4000  
[www.infoblox.com](https://www.infoblox.com)